

NICOLETA DĂNILĂ

ENGLISH IS FUN

WORKBOOK

Caiet de limba engleză

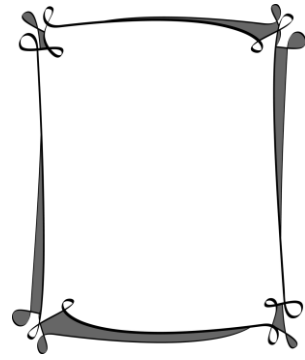


Auxiliar didactic

CONTENTS

This is me!	4
Back to School!	5
The English Alphabet	7
My Family	9
My Body	11
My Favourite Fruit	13
My Favourite Vegetables	15
Yummy Food and Drinks	17
My Clothes	19
My Numbers	21
My House	23
Animals	25
I Want to Be a...	27
Days of the Week	29
Months of the Year	31
<u>Extra-Activities:</u>	
ABC Poems	33
Finger Puppets	35
Halloween Party	37
It's Christmas Time!	40
Christmas craft	41
Food and Drinks Board Game	43
Let's Bingo!	44
Valentine's Day	45
Mother's Day	46
It's Easter Time!	47
Final Evaluation	48
<i>Planificare calendaristică</i>	50

THIS IS ME!



Birth name ▶ _____

Family name ▶ _____

Grade ▶ 2nd ____

School ▶ _____

My teacher ▶ _____

My birthday ▶ _____

I am ▶ _____ years old.

I live in ▶ _____

I am a boy / girl.

My best friends ▶ _____

My favourite

Subject ▶ _____

Game ▶ _____

Book ▶ _____








Stick a photo of you or draw your portrait in the given space.

BACK TO SCHOOL!



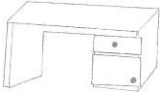


Hello, boys and girls! My name is Steven. I am happy to be back to school. I have a schoolbag, books, notebooks and a pencil case with a lot of school objects in it: a pen, a ruler, an eraser and many pencils. I love school!



1. What is this?

This is my book .	
This is my	
This is	
This	
.....	

2. Find the correct words:

s e a r e r	p i n l e c	k d s e	k o b n t e o o	g a s b c o l o h
				

3. Fill in using A / AN :

clock, eraser, boy, girl, umbrella, school, orange, apple

A TEACHER

AN APPLE

This is _____.

This is _____.

This is _____.

This is _____.

This is _____.

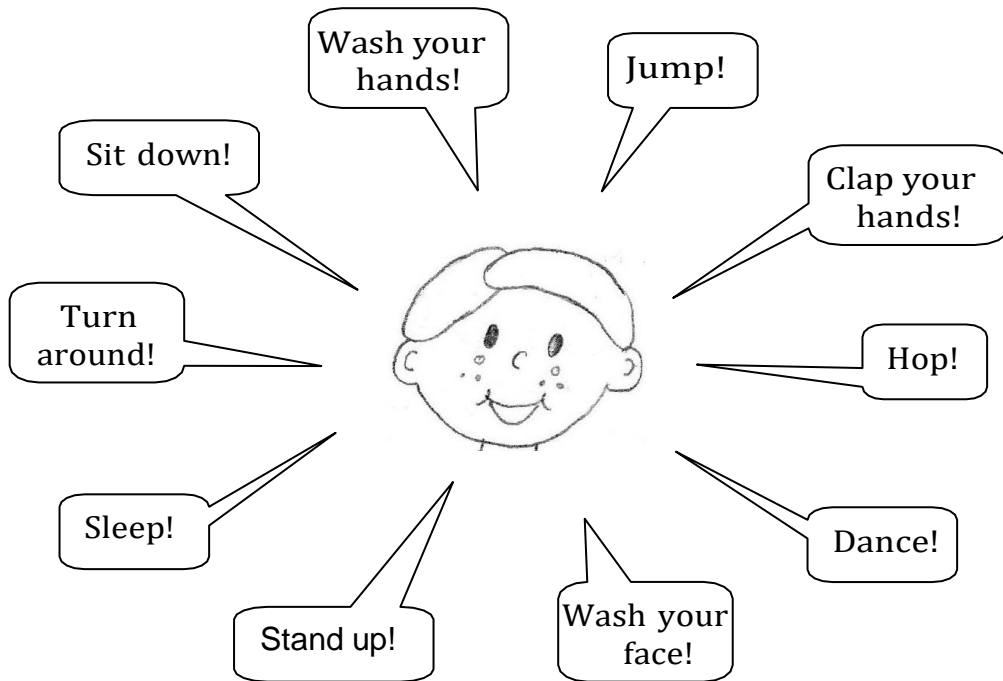
This is _____.

This is _____.

This is _____.

Let's play **Simon Says!**

REZROO EZAG

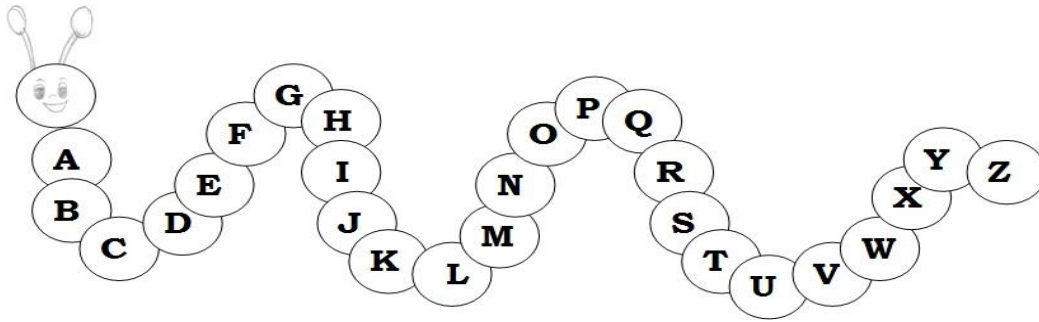


For teachers and parents!



1 player takes the role of Simon and issues instructions which should only be followed if he/she says *please*, for example, "*Simon says, jump please*". Players are out of the game if they either follow instructions which are not accompanied by *please*, or fail to correctly follow an instruction.

THE ENGLISH ALPHABET



1. There are letters in the English Alphabet. Listen to the Alphabet and try to memorise it!


2. Write the words in alphabetical order:


please, monkey, elephant, giraffe, ball, red, animal, zebra

- | | |
|----------|----------|
| 1. _____ | 5. _____ |
| 2. _____ | 6. _____ |
| 3. _____ | 7. _____ |
| 4. _____ | 8. _____ |

3. Arrange the letters and write down the words, then draw:









POEM CORNER

A-B C-D E-F G

Say the alphabet with me,

H-I J-K L-M N

Write it down with ink and pen,

O-P Q-R S and T

Read it back out loud to me,

U-V W X-Y-Z

Now it's always in your head.



For teachers and parents!
You may also sing **The Alphabet Song** (page 34).

THE ENGLISH ALPHABET

LETTER	PRONUNCIATION	WORDS		
A	[ei]			
B	[bi:]			
C	[si:]			
D	[di:]			
E	[i:]			
F	[ef]			
G	[dʒi:]			
H	[eitʃ]			
I	[ai]			
J	[dʒei]			
K	[kei]			
L	[el]			
M	[em]			
N	[en]			
O	[əu]			
P	[pi:]			
Q	[kju:]			
R	[a:]			
S	[es]			
T	[ti:]			
U	[ju:]			
V	[vi:]			
W	['dʌblju:]			
X	[eks]			
Y	[wai]			
Z	[zed]			

Use a dictionary in case you can't remember words beginning with each letter of the alphabet!

You can also make up sentences:

e.g. *apple*: This apple is red.

car: I like cars.

For teachers and parents!



You may play it as a game: a student names a letter and the first student in class to find a word with that letter receives one point. Then the student who got the point writes a new letter on the board and elicits new words and so on. Don't forget to keep the record! You can write the names of the students getting points on a flipchart.

They love seeing their names written by somebody else.

MY FAMILY

1. Stick a photo with your family or draw your family members. Then introduce them to the class.



2. Read the text and underline the family members. Then write them in the table below:

Hello, everybody! My name is Steven. I have a big family and I love them all. My mother and my father are the best parents in the world. I have a brother and a sister. They play with me every day. At weekends we visit our grandparents. Grandma and grandpa are very nice, too. My aunt Vicky and my uncle Harry love me very much. My family is the greatest in the universe.

BOYS	GIRLS
father	mother

4. Find the family members and draw up a list:

U	N	C	L	E	O	I	B	O
L	E	F	A	A	R	S	R	E
G	R	A	N	D	P	A	O	C
M	O	T	H	E	R	P	T	X
N	I	H	A	U	N	T	H	Z
C	I	E	S	I	S	T	E	R
L	H	R	A	B	C	D	R	U
G	R	A	N	D	M	A	P	Y

5. Look at these people and read the sentences:



He is tall. She is short. She is thin. He is fat. He is young. He is old.

6. Talk about your family members as in the examples:

My father is tall.

My uncle is fat.

7. Cut out the family members on page 35 and make up finger puppets to use while singing the song:

SONG CORNER

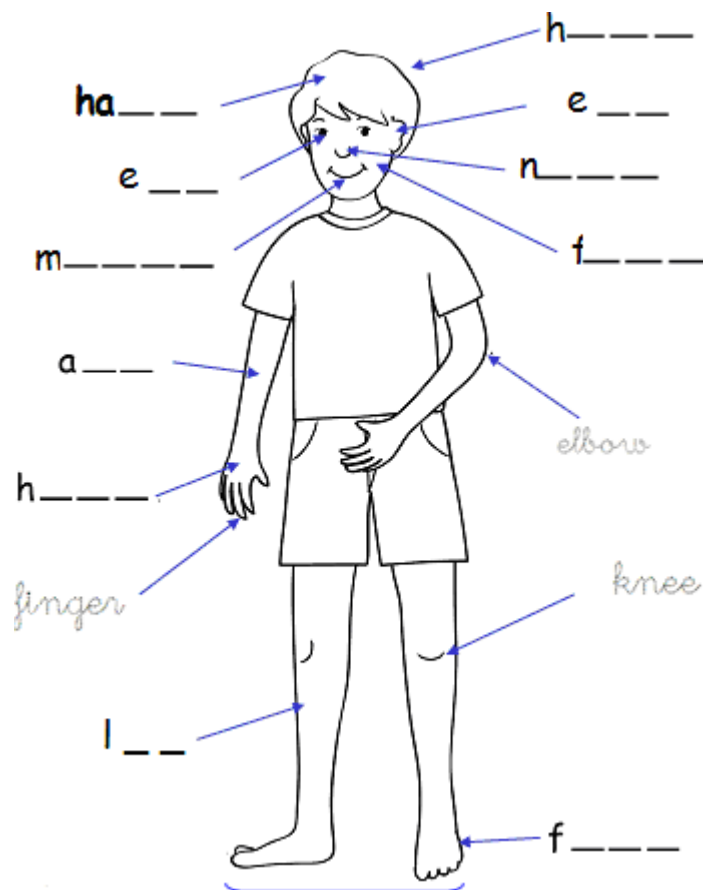
The Finger Family

Daddy finger, daddy finger, where are you?
 Here I am, here I am. How do you do?
 Mommy finger, Mommy finger, where are you?
 Here I am, here I am. How do you do?
 Brother finger, Brother finger, where are you?
 Here I am, here I am. How do you do?
 Sister finger, Sister finger, where are you?
 Here I am, here I am. How do you do?
 Baby finger, Baby finger, where are you?
 Here I am, here I am. How do you do?

MY BODY

1. Label the parts of the body using the given words:

hand	ear	leg	head	toe	mouth	hair
nose	finger	eye	feet	shoulder	face	arm



2. Fill in the missing letters:

e_e ha_r le_ s_oul_er m_ut_ h_ad
 nos_ _oe ha_d f_ng_r a_m ea_

3. Colour the girls' hair and eyes:

blonde hair blue eyes	dark hair brown eyes	red hair dark eyes	brown hair green eyes

4. Circle the odd one out:

- arm, hand, toe, shoulder
- leg, feet, toe, head
- mouth, back, nose, ear
- dark, blonde, brown, yellow

5. Complete the following nursery rhyme using parts of the body:

I've got ten little f _____ ,

I've got ten little t _____ ,

I've got two _ y _ _ , two e _ _ _

And just one little n _ _ _ .

6. Name and draw the clown's missing body parts. Then colour him as you like.



SONG CORNER

Head, shoulders, knees and toes

Head, shoulders, knees and toes,
Knees and toes.

Head, shoulders, knees and toes,
Knees and toes.

And eyes, and ears, and mouth,
And nose.

Head, shoulders, knees and toes,
Knees and toes.



For teachers and parents!

Place both hands on the parts of the body as mentioned in the lyrics.

Sing the song repetitively, each time omitting the body parts one by


one [1. Hmmm, shoulders, knees and toes... 2. Hmmm, Hmmm, knees and toes...].

You go on with miming and humming, though. The last stanza is sung very fast, this time „all of a sudden remembering“ all the words.

MY FAVOURITE FRUIT

1. Match the halves in order to get different items of fruit. Then connect them to the pictures:

gra-	-ar	_____
water-	-ple	_____
pe-	-ana	_____
le-	-ch	_____
ap-	-t	_____
straw-	-melon	_____
ban-	-mon	_____
nu-	-apple	_____
pine-	-pes	_____
pea-	-ge	_____
oran-	-berry	_____



2. Do you like *apples*? Yes, I do. / No, I don't.

Draw a happy face if you like the fruit and a sad face if you don't.

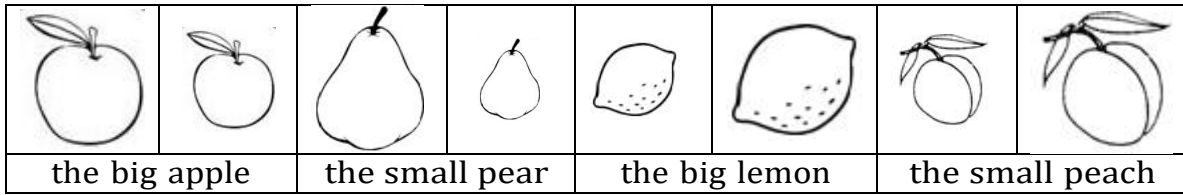
1.	Do you like apples?	<input type="radio"/>
2.	Do you like oranges?	<input type="radio"/>
3.	Do you like lemons?	<input type="radio"/>
4.	Do you like pears?	<input type="radio"/>
5.	Do you like nuts?	<input type="radio"/>
6.	Do you like peaches?	<input type="radio"/>
7.	Do you like strawberries?	<input type="radio"/>

For teachers and parents!

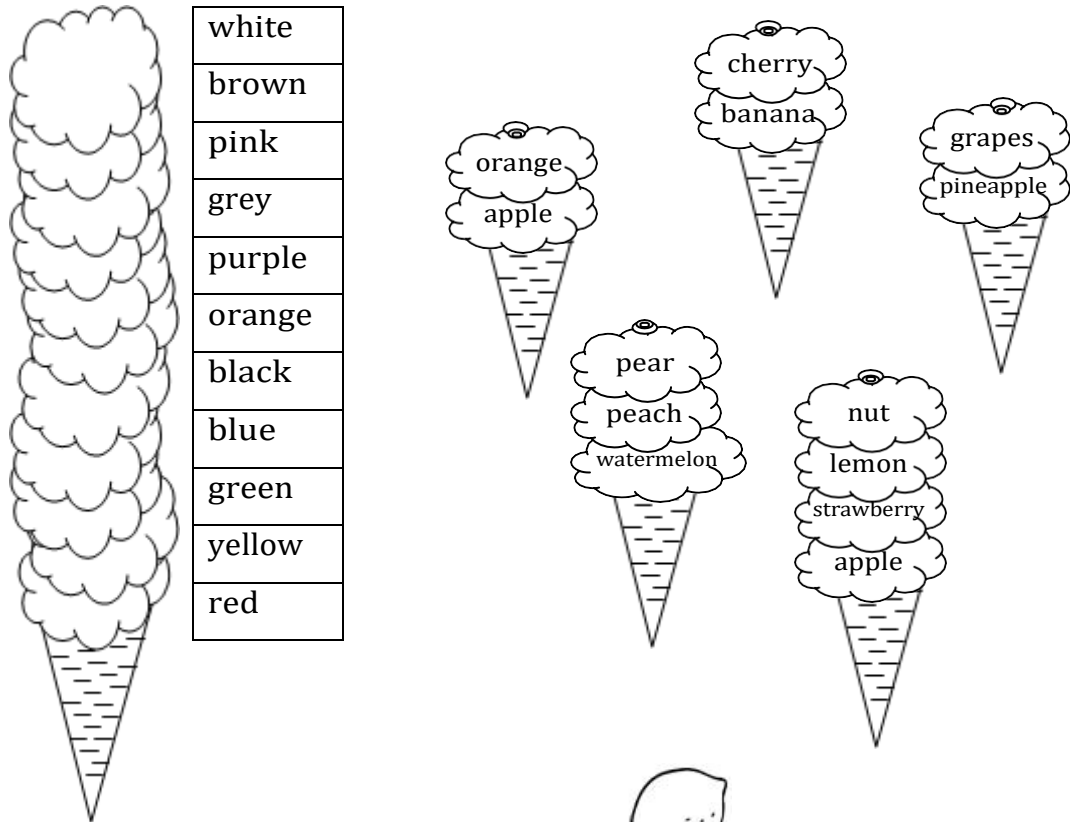


You may play *The Memory Game* ! Player 1: *I like apples.* Player 2: *I like apples and bananas.* Player 3: *I like apples, bananas and peaches...* and so on until they forget what the others have previously said. It's up to you to find a suitable reward (for example, for those remembering more than 5 items, you may draw fruit on their workbook).


3. Big or small? Colour:



4. Colour the ice cream scoops according to the indications:

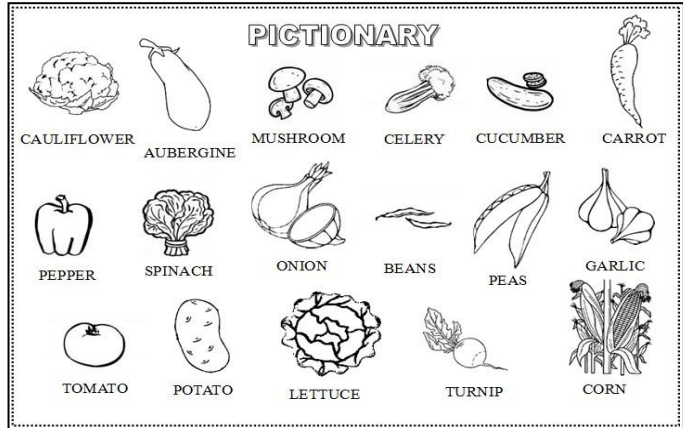


5. Let's make a fruit salad!

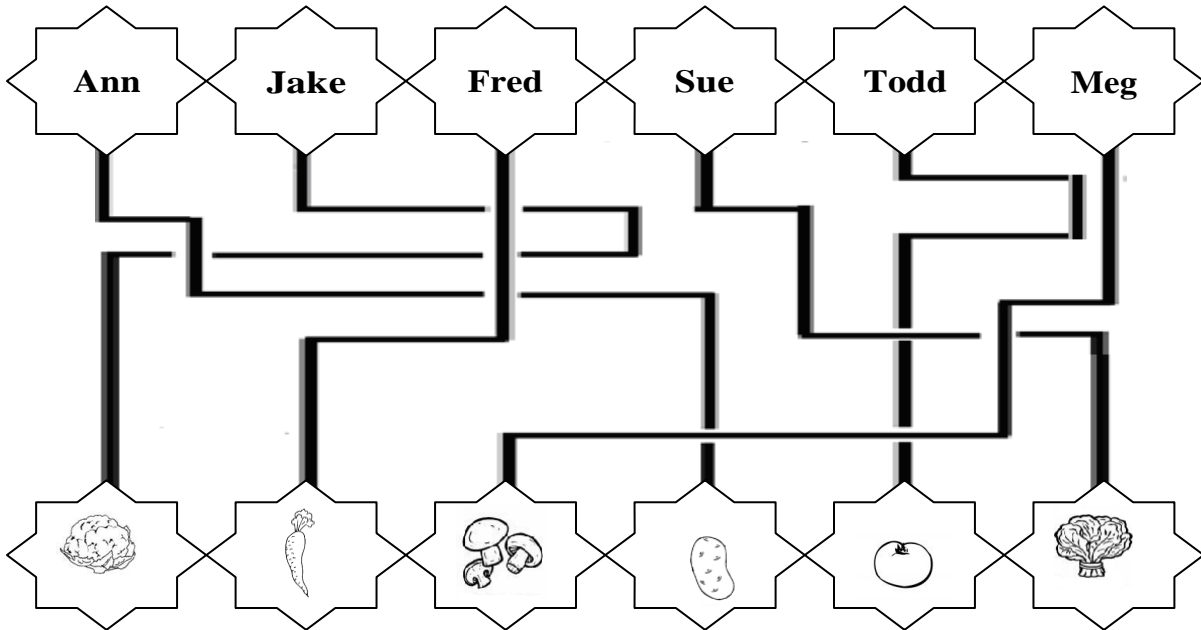


MY FAVOURITE VEGETABLES

1. Write down your favourites:







2. Follow the maze and colour Yes/No:



<p>YES</p> <p>NO</p>	<p>Ann likes potatoes.</p>	<p>Meg likes mushrooms.</p>	<p>YES</p> <p>NO</p>
<p>YES</p> <p>NO</p>	<p>Fred likes cauliflower.</p>	<p>Sue likes carrots.</p>	<p>YES</p> <p>NO</p>
<p>YES</p> <p>NO</p>	<p>Todd likes tomatoes.</p>	<p>Jake likes spinach.</p>	<p>YES</p> <p>NO</p>

3. Unscramble the letters to find vegetables:

o r c n	u c b m c u r e	n o i o n	p r p e p e
			

4. Let's make chips!

We need: potatoes

Let's make soup!

We need: _____

Let's make a salad!

We need: _____

Let's have grilled vegetables!

We need: _____

Let's make ketchup!

We need: _____

5. Let's talk about vegetables in terms of shape and colour! You may use words such as: *big, small, round, long.*

e.g.: Cucumbers are long and green.

Tomatoes are _____ and _____.

Corn is _____ and _____.

Onions are _____ and _____.

Lettuce is _____ and _____.

Cabbage is _____ and _____.













Beans are _____ and _____.

Carrots are _____ and _____.

Peas are _____ and _____.

YUMMY FOOD AND DRINKS

P
I
C
T
I
O
N
A
R
Y

 juice	 pizza	 tea	 water
 soup	 milk	 chicken	 salad
 hotdog	 wine	 hamburger	 coffee

1. Copy the food and the drinks under the two headings:

FOOD	DRINKS
_____	_____
_____	_____
_____	_____
_____	_____
_____	_____

POEM CORNER

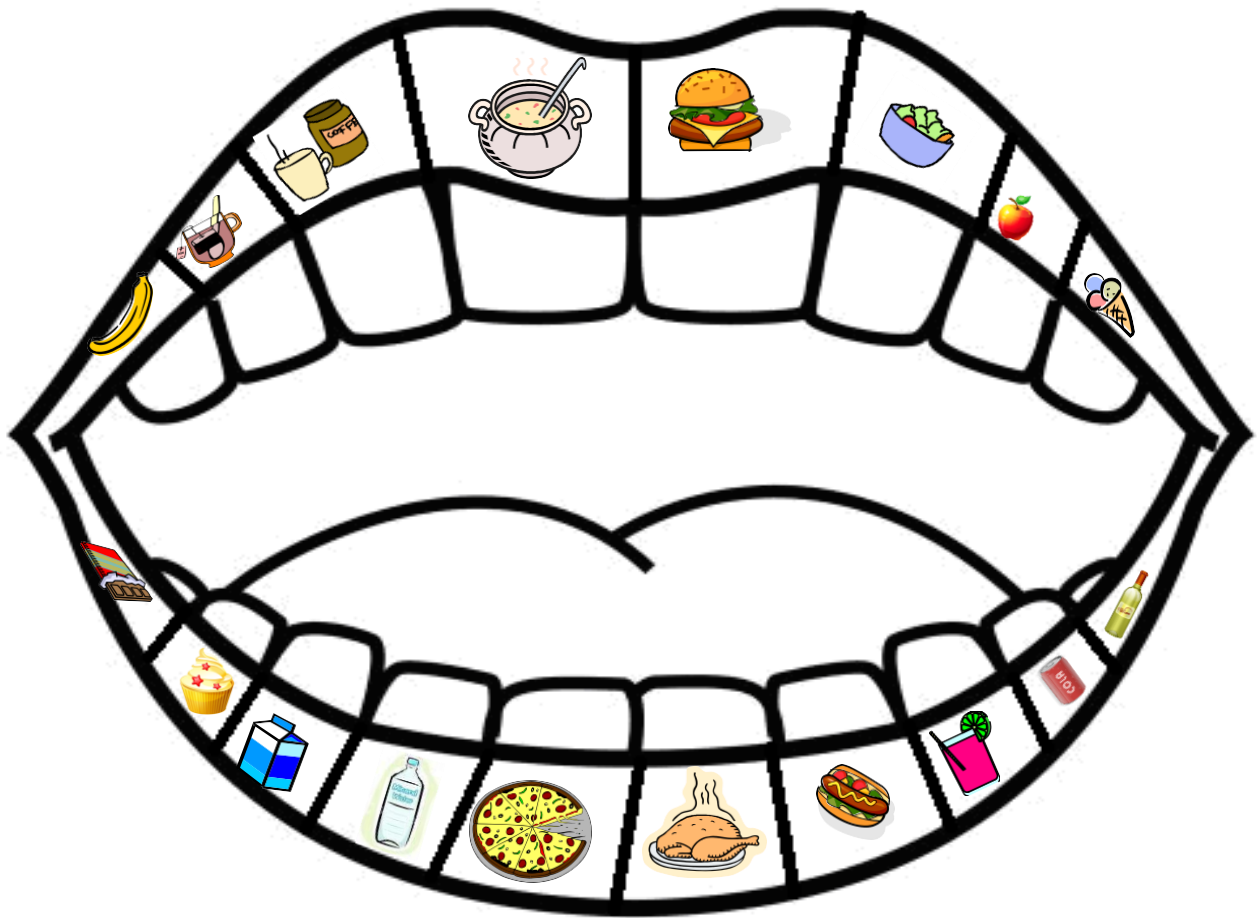


One, two, three,
Let me see
Who likes coffee
And who likes tea.



One, two, three,
Oh, I see...
Mother likes coffee
And father likes tea.

2. HEALTHY or UNHEALTHY? Blacken the teeth corresponding to unhealthy food and drinks:



3. Talk about your colleagues' likes and dislikes. Ask them and then report to the class:

Do you like chicken?

Yes, I do.


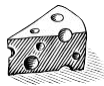






Maria likes chicken.

Do you like milk?

No, I don't.

David doesn't like milk.

4. Right or left? Colour!

							
the cheese on the right		the biscuits on the left		the lemonade on the right		the croissant on the left	

MY CLOTHES



1. Match the pictures with the words:

shirt					shorts
dress					tie
jeans					tracksuit
shoes					skirt
hat					T-shirt

2. Colour the items of clothes as you like (you may use more than one colour); then make up sentences following the examples:

*The dress **is** red.*

*The jeans **are** blue.*

_____	_____
_____	_____
_____	_____
_____	_____
_____	_____

3. Name 3 items that are usually worn by boys/girls:

BOYS: _____

GIRLS: _____

4. Look at the two children and read what they say; then colour their clothes according to what they say:

Hello! My name's Dolly. I've got an orange dress and black shoes.



Hi! I'm Pete. I've got a green T-shirt, yellow shorts and red trainers.



Now it's your turn to speak about yourself!

5. Read about Mark's favourite clothes and answer the questions below by choosing A, B or C:



My favourite clothes are jeans and T-shirts. In summer I wear T-shirts and shorts. When it's hot and sunny I wear a cap and sunglasses. In winter I wear jeans, boots and a jacket. When it's rainy I take my umbrella with me. When it's snowy I wear a hat, a scarf and gloves.

Questions:

1. Mark's favourite clothes are:

A. hats and T-shirts **B.** jeans and T-shirts **C.** hats and jeans

2. When it's sunny Mark wears:

A. boots **B.** gloves **C.** sunglasses

3. In winter Mark wears:

A. a jacket **B.** a T-shirt **C.** shorts

4. When it's rainy mark takes his:

A. cap **B.** sunglasses **C.** umbrella

5. When it's snowy Mark doesn't wear:

A. a scarf **B.** shoes **C.** a hat

MY NUMBERS

1. Match the numbers from 1 to 12 with the balloons and write them down in the table below.

one

two

three

four

five

six

seven

eight

nine

ten

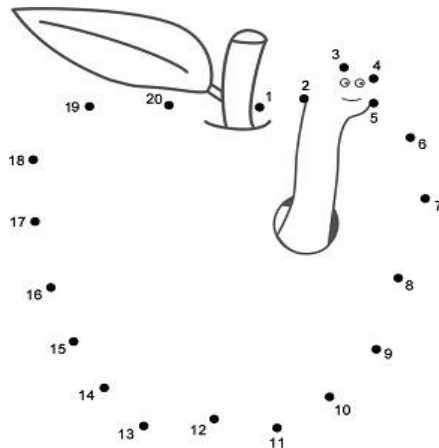
eleven

twelve

1.		7.	
2.		8.	
3.		9.	
4.		10.	
5.		11.	
6.		12.	

😊 Now count backwards from 12 to 1.

2. Connect the dots and write the numbers from 13 to 20:



thirteen: _____

fourteen: _____

fifteen: _____

sixteen: _____

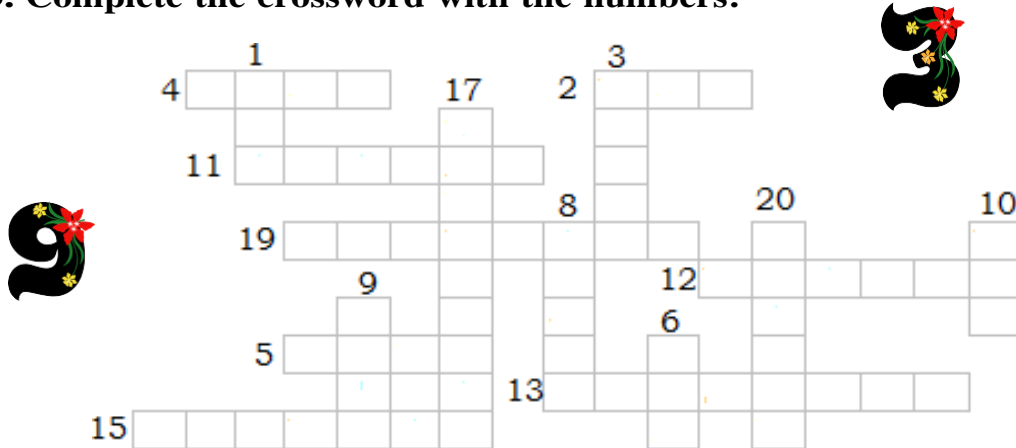
seventeen: _____

eighteen: _____

nineteen: _____

twenty: _____

3. Complete the crossword with the numbers:



4. Fill in the missing numbers?

1. I've got _____ brothers and _____ sisters, _____ grandparents, _____ cousins, _____ uncles and _____ aunts.

2. Dogs have got _____ legs, _____ eyes, _____ ears, _____ mouth and _____ tail.

3. Write the following telephone numbers:

091-368224 _____

0040-63-216 _____

063-239007 _____

My phone number is:

POEM CORNER

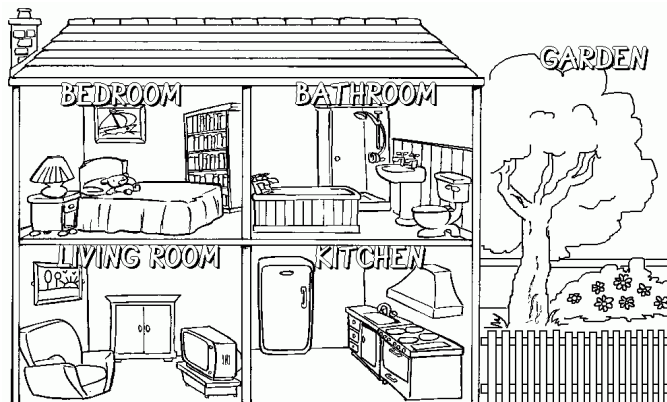
The numbers of the universe

Number one is like the sun.
 Number two is *I love you*.
 Number three is just for me
 Number four is for us all.
 Then five and six and seven, too...
 We count and learn that me and you
 Are all that matters in a *two*.
 Because nine, ten and then the rest
 Are there to make the universe
 Feel happy, friendly, fearless.


MY HOUSE

1. This is my house!

There are: a bedroom, a living room, a bathroom, a kitchen and a beautiful garden. I love my house.



2. Label the items by writing the numbers in the circles:




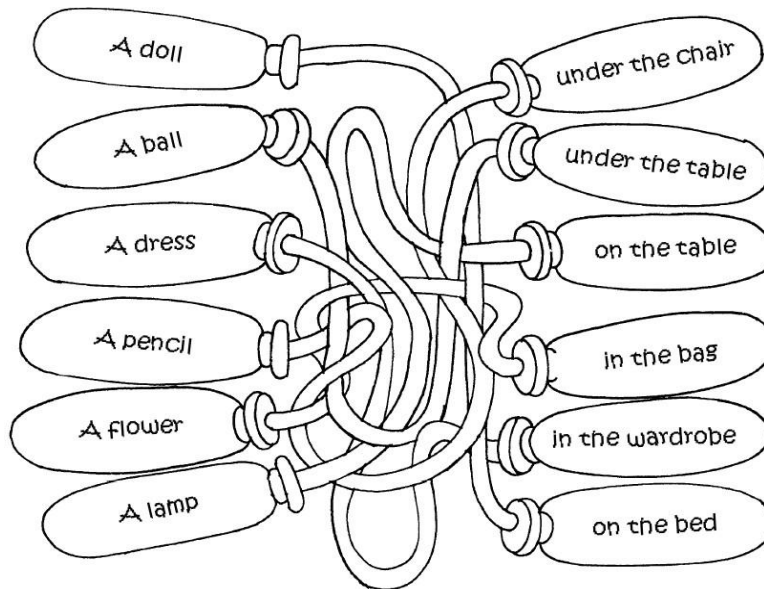
- | | | | |
|--------------|-------------|--------------|----------------|
| 1. TV | 5. fridge | 9. sofa | 13. playground |
| 2. table | 6. chair | 10. barbecue | 14. carpet |
| 3. bed | 7. armchair | 11. wardrobe | 15. bathtub |
| 4. bookshelf | 8. desk | 12. lamp | 16. cooker |

Now classify the items (some words may be used more than once):

BEDROOM: KITCHEN: LIVING ROOM: BATHROOM: GARDEN:

_____	_____	_____	_____	_____
_____	_____	_____	_____	_____
_____	_____	_____	_____	_____
_____	_____	_____	_____	_____

**3. Discover the location of the objects, then draw them.
Remember these words: IN, ON, UNDER**



NURSERY RHYME

















Point to the roof!
Point to the floor!
Point to the window
And now to the door!



You may play hide-and-seek either with objects in class/at home or with children and elicit sentences: e.g.: Where is Robert? He is on the chair./ He is under the desk. You may also introduce *in front of* and *behind*.

ANIMALS

1. Draw lines to match the pictures with the words:

	COW			MONKEY	
	PIG			ELEPHANT	
	CAT			BEAR	
	HEN			SNAKE	
	SHEEP			TIGER	
	DOG			LION	
	HORSE			GIRAFFE	
	GOOSE			CROCODILE	

2. Choose animals to fill in the following sentences. You may imagine funny things that animals can do.

1. A _____ can swim.
2. A _____ can fly.
3. A _____ can talk.
4. A _____ can run.
5. A _____ can walk.
6. A _____ can jump.
7. A _____ can crawl.
8. A _____ can climb a tree.
9. A _____ can ride a bike.
10. A _____ can read a book.



3. And you? Can you do these things? Answer: Yes, I can./No, I can't.

1. Can you ride a bike? _____
2. Can you swim? _____
3. Can you fly? _____
4. Can you climb a tree? _____
5. Can you run? _____

4. Solve the riddles:


I am a farm animal. I can climb trees and I hate dogs.

I am man's best friend. I can run and swim. I can sing and dance, too.

I am big and very strong. I am grey and I am a herbivore.

I live in rivers. I am green, I have a long tail and I can swim very well.

5. Draw your dream pet (you may invent one), then describe it.



My pet's name is _____.

It is _____ (colour).

It has got ___ legs, ___ eyes, ___ ears.

It can _____.

I love _____ very much.











POEM CORNER

"It's four o'clock!", says the cock.
"What's that?", says the cat.
"I want to sleep", says the sheep.
"Of course", says the horse.
"But where and how?", says the cow.
"In the house", says the mouse.
"I'm too big", says the pig.
And the dog says:
"Bow-wow, it's too late now!"












I WANT TO BE A ...

1. Choose the right job:

				
<input type="checkbox"/> teacher <input type="checkbox"/> farmer <input type="checkbox"/> vet	<input type="checkbox"/> waiter <input type="checkbox"/> fireman <input type="checkbox"/> policeman	<input type="checkbox"/> cook <input type="checkbox"/> teacher <input type="checkbox"/> nurse	<input type="checkbox"/> dancer <input type="checkbox"/> policeman <input type="checkbox"/> farmer	<input type="checkbox"/> actor <input type="checkbox"/> mechanic <input type="checkbox"/> doctor
				
<input type="checkbox"/> secretary <input type="checkbox"/> painter <input type="checkbox"/> footballer	<input type="checkbox"/> policeman <input type="checkbox"/> dentist <input type="checkbox"/> dancer	<input type="checkbox"/> actor <input type="checkbox"/> vet <input type="checkbox"/> fireman	<input type="checkbox"/> painter <input type="checkbox"/> footballer <input type="checkbox"/> nurse	<input type="checkbox"/> doctor <input type="checkbox"/> ballerina <input type="checkbox"/> cook

2. Complete the crossword with names of jobs:



1.  2.  3.  4.  5.  6.  7.  8. 

3. Find the names of 7 more jobs:

A	S	I	N	G	E	R	S	P	O
C	A	F	E	P	R	C	O	O	K
D	B	A	G	A	N	U	R	S	E
O	C	R	C	G	T	I	Q	T	F
C	F	M	L	L	I	Z	X	M	J
T	W	E	O	V	E	T	Y	A	M
O	Y	R	W	G	H	R	A	N	S
R	Z	I	N	D	R	I	V	E	R

1.	_____
2.	_____
3.	_____
4.	_____
5.	_____
6.	_____
7.	_____

4. Match the jobs with the places these people work in:

- doctor school A _____ works in a _____.
- teacher theatre A _____ works in a _____.
- policeman hospital A _____ works in a _____.
- waiter police station A _____ works in a _____.
- actor restaurant An _____ works in a _____.

5. Bring to class an object to help you talk about what you want to be; for example, if you want to be a vet bring a toy animal. Step in front of the class and say:

*e.g. I want to be a **vet** and
I want to work in a **clinic**.*



6. Read the text about Steven’s father and tick True/False:

“My father is a chef. He is really good. He works in a famous restaurant. He cooks delicious meals for our family. My favourite is pizza, of course. I also love his macaroni and cheese, his pasta and his cakes, especially my birthday cakes. I like helping him in the kitchen and making nice surprises for mum.”








- | | True | False |
|---|--------------------------|--------------------------|
| 1. Steven „s father is a dentist. | <input type="checkbox"/> | <input type="checkbox"/> |
| 2. Steven"s father works in a restaurant. | <input type="checkbox"/> | <input type="checkbox"/> |
| 3. Steven likes pasta. | <input type="checkbox"/> | <input type="checkbox"/> |
| 4. Chicken is Steven"s favourite. | <input type="checkbox"/> | <input type="checkbox"/> |
| 5. Steven helps his father cook. | <input type="checkbox"/> | <input type="checkbox"/> |

DAYS OF THE WEEK

1. Listen to the days of the week and repeat after your teacher:



2. Write the days when these activities take place:

Sunday	Monday	Tuesday	Wednesday	Thursday	Friday	Saturday
						

- On _____ Rachel reads a book.
 On _____ they go shopping.
 On _____ my parents go dancing.
 On _____ Jim plays football.
 On _____ Nina does gymnastics.
 On _____ Nick plays basketball.
 On _____ we have a party.

3. Unscramble the words in order to make up correct sentences:

- reads books/On Sunday/Jenny : _____
- On Tuesday/goes shopping/Mary : _____
- eats/Mike/On Monday /ice cream. : _____
- watches TV/Paul /On Friday : _____
- On Saturday/go fishing/we : _____
- fly a kite/I/On Thursday : _____
- my dog/On Wednesday/eats eggs : _____

3. Let's play! Choose the sports they play and fill in with days of the week. You may use:

tennis, golf, baseball, skateboarding, basketball, hockey, chess

	On Sunday I play baseball .
	On _____ I play _____.
	On _____ I play _____.
	On _____ I play _____.
	On _____ I play _____.
	On _____ I play _____.
	On _____ I play _____.

POEM CORNER

Days of the week

On Monday I am sleepy,
 On Tuesday I am sad,
 On Wednesday I am happy,
 On Thursday I am glad.
 On Friday I am tired
 And I don't want to work.
 On Saturday and Sunday
 I go for a walk.



MONTHS OF THE YEAR

1. Repeat after your teacher the months of the year:



2. Unscramble the letters and write down the months of the year:

- 1. YAM _____
- 2. BEMCEDRE _____
- 3. SUGTUA _____
- 4. TOBOREC _____
- 5. RHACM _____
- 6. UENJ _____
- 7. MERESPETB _____
- 8. RAYUNAJ _____
- 9. RPLIA _____
- 10. YLJU _____
- 11. RAEYFBUR _____
- 12. REMONVEB _____

3. Fill in the seasons of the year.



December, January, February	
March, April, May	
June, July, August	
September, October, November	

4. What's the weather like? Match the images with the weather words below:



SNOWY



WINDY



HOT



COLD



SUNNY



RAINY

Now follow the example to make up sentences:

In December it's snowy.

In _____ it's _____.

In _____ it's _____.

In _____ it's _____.


In _____ it's _____.

In _____ it's _____.



POEM CORNER

Spring is green,
 Summer is bright,
 Autumn is yellow
 And winter is white.



EXTRA-ACTIVITIES

ABC POEMS

A is for **Apples**
One apple for me,
One for you
And for you, too.

B is for **Bird**.
Birds like to sing,
they start to sing,
When it's spring.

C is for **Cat**.
My cat is grey,
He likes to run
And he likes to play.

D is for **Dog**
And for **Doggy**.
I have a dog,
His name is Bobby.

E is for **English**
At school we learn
Romanian
And English, too.

F is for **Five**
And also for **Four**.
Four little kittens
Are on the floor.

G is for **Girl**.
The girl is six,
She likes to play
With little chicks.

H is for **Hat**.
Ann has a hat.
I am a boy,
I have a cap.

I is for **I**.
I am a boy.
What do I have?
I have a toy.

J is for **Jane**
And also for **Jack**.
Jane is a girl,
The boy is Jack.

K is for **Kite**.
Kate has a kite,
Her kite is big
And white.

L is for **Letters**.
Do you know them
all? Yes, we do –
Twenty-six in all.

M is for **May**.
And for **May Day**,
For **March** and
For **Mother's Day**.

N is for **Nelly**
And also for **Nick**,
Who are in the garden
Playing with Dick.

O is for **One**.
One plus two is three.
Three little birds
Are in the tree.

P is for **Pen**.
Have you got a **pen**?
Yes, I have two,"
Says little Ben.

Q is for **Questions**
How do you do?
How are you?
How old are you?

R is for **Roses**.
They're white and red.
"I want a rose"
Says little Fred.

S is for **Spring**
And for Summer, too
When it is warm
And the sky is blue.

T is for **Table**,
For Ten and for Ted,
We know this letter-
You, I and Ed.

U is for **Us**.
It is in a **Bus**.
Let's go to class
By bus.

V is in **Five** and
Also in **Seven**,
Also in **Twelve**,
So is in **Eleven**.

W is for **Willy**
And also for **Why**.
Why do you cry, Willy
Why, Willy why?.

X is in **Six**.
Let's count to six!
One, two, three, four
Five and six.

Y is for **Yard**,
Where children play,
The play in the yard
Every day.

Z is for **Zoo**.
Let's go to the Zoo,
And we'll see there
A kangaroo...

SONG CORNER

THE ALPHABET SONG

A, B, C, D, E, F, G -
H, I, J, K, L, M, N, O, P -
Q, R, S, T, U, V, W -
X, Y, Z - X, Y, Z
Oh, well you see...
Now I know my ABCs!
Next time, won't you sing with me?

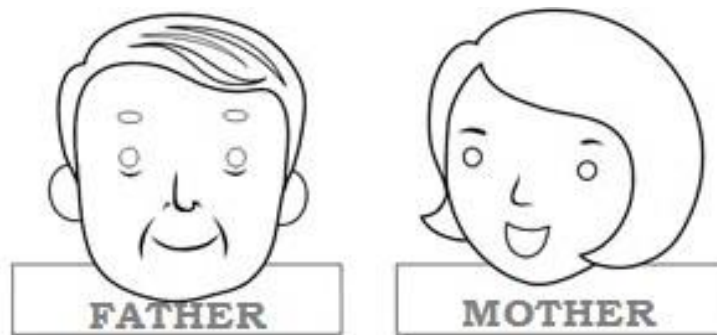
My Family

Finger Puppets

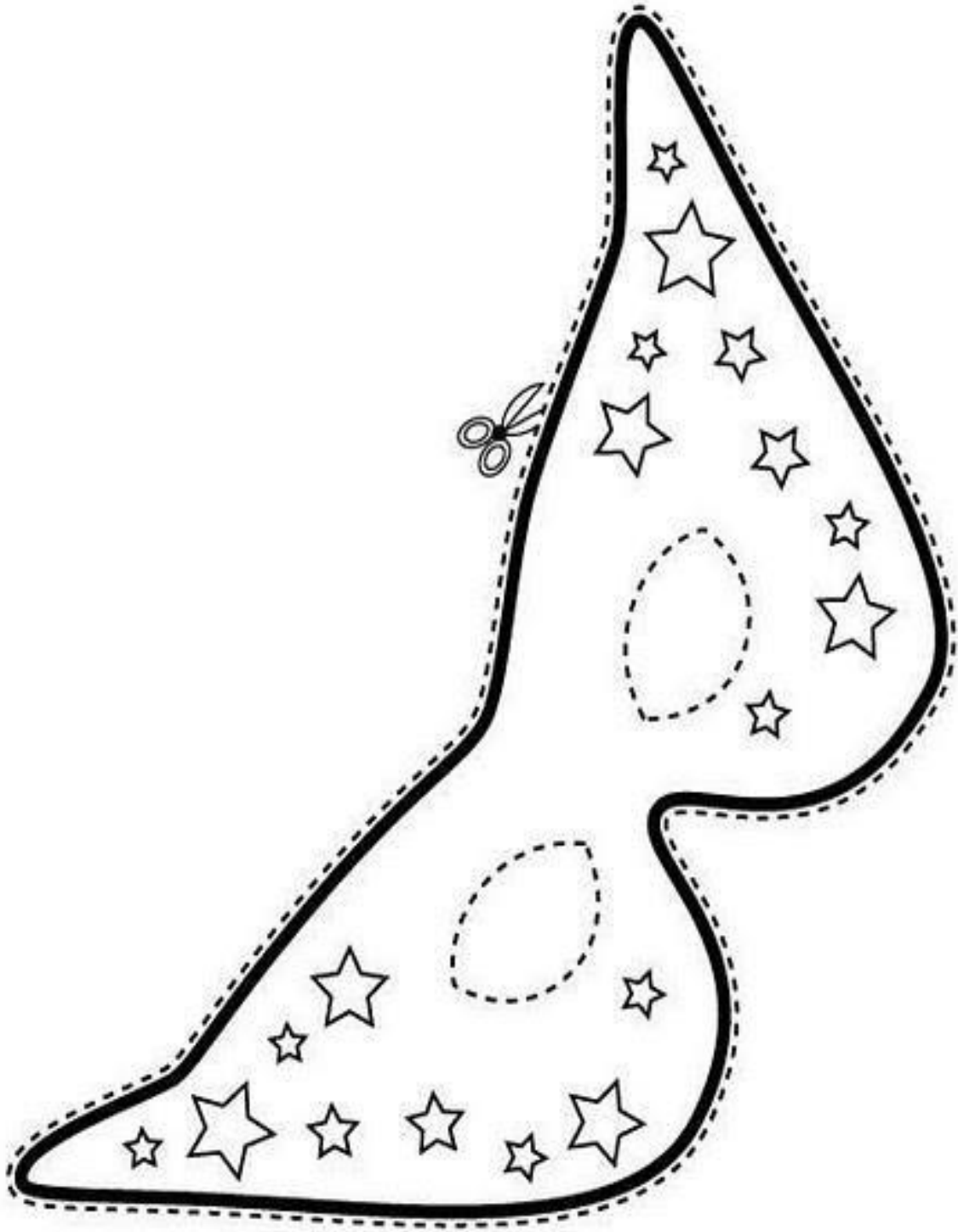
Colour the pictures and cut them out. Roll and stick them to make puppet fingers. Now you are ready to sing *The Finger Family* song.

You need:

- colouring pencils
- scissors
- sticking tape




HALLOWEEN PARTY MASK





HALLOWEEN PARTY

Pumpkin



Pumpkin, pumpkin

big and round,

I'm glad you grow
upon the ground.

I'm glad you don't
grow in a tree

for then you might

fall down on me.



Knock knock. Trick or treat?

Knock knock. Trick or treat?

Who are you?

I'm a **ghost**. I'm a little **ghost**.

Knock knock. Trick or treat?

Who are you?

I'm a **ghost**. I'm a little **ghost**.

1. **ghost**


2. **cowboy**

3. **witch**

4. **monster**

5. **ballerina**

6. **pirate**



Knock knock. Trick or treat?

Happy Halloween! Happy Halloween!

Knock knock. Trick or treat?

Happy Halloween! Happy Halloween!

IT'S CHRISTMAS TIME!

Dear Santa,



I am a good boy/girl from and I promise
to be good next year, too. Here is my wish list:

Something I wish:

Something I need:

Something to read:

Something to wear:



Love,

POEM CORNER

The Snowman and the Bunny

A chubby little snowman
Had a carrot nose.
Along came a bunny
And what do you suppose?
That hungry little bunny
Looking for his lunch
Ate the snowman's carrot nose
Crunch, crunch, crunch.

Merry Christmas!



Read and colour!

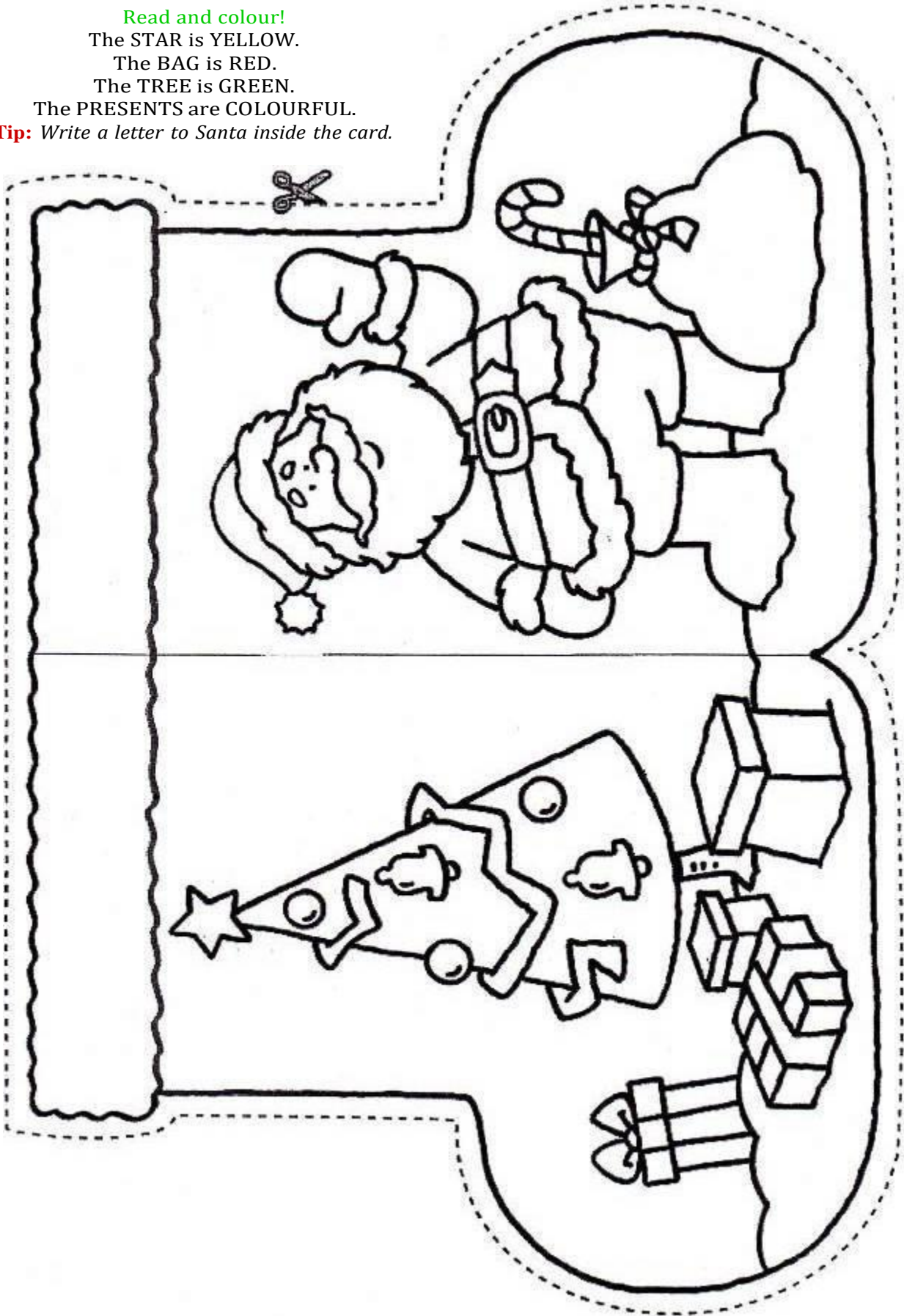
The STAR is YELLOW.

The BAG is RED.

The TREE is GREEN.

The PRESENTS are COLOURFUL.

Tip: Write a letter to Santa inside the card.



Let's Bingo!

B	I	N	G	O	B	I	N	G	O	B	I	N	G	O
12	5	11	15	17	16	14	8	18	13	17	12	13	16	9
20	1	FREE!	2	13	5	17	FREE!	2	11	10	5	FREE!	1	19
9	14	18	7	16	3	12	20	9	10	14	7	20	11	15

B	I	N	G	O	B	I	N	G	O	B	I	N	G	O
8	13	18	11	17	3	5	18	6	14	6	18	8	14	2
1	5	FREE!	12	4	13	12	FREE!	1	19	19	12	FREE!	5	16
19	14	7	2	15	20	9	17	2	8	10	9	20	4	13

B	I	N	G	O	B	I	N	G	O	B	I	N	G	O
1	10	5	8	15	14	18	2	19	12	12	13	16	14	6
14	7	FREE!	19	12	5	20	FREE!	6	13	2	7	FREE!	17	5
13	16	6	17	20	17	4	7	10	16	11	9	19	3	18

For teachers and parents!





























Ask the students to choose a Bingo card and write their names under it.

Prepare a bowl in advance; write the numbers 1-20 on pieces of paper which you introduce into the bowl. Have the students extract the numbers one by one. They must cross out the numbers on their cards as they hear them. The first one(s) to cross out all the numbers on the card(s) must say: "Bingo!"

You may stop here or you may go on with the game until everybody has Bingo. The students may have as homework to fill out the rest of the cards with their parents.

VALENTINE'S DAY CRYPTOGRAM

												
a	b	c	d	e	f	g	h	i	j	k	l	m
												
n	o	p	q	r	s	t	u	v	w	x	y	z

Write the letters on the lines and match the words with the pictures.



— — — — —



— — — — —




— — — — —



— — — — —



— — — — —



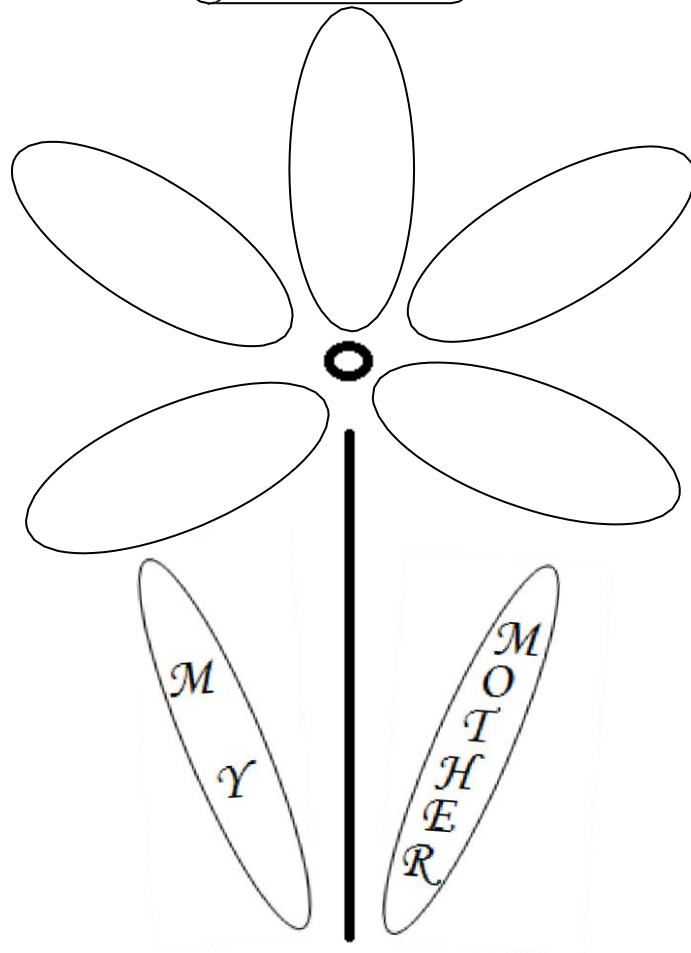


MOTHER'S DAY

1. Choose from the list of the words below the ones that best describe your mother:



- beautiful
- loving
- fantastic
- smart
- pretty
- good cook
- fun
- brave
- sweet
- perfect



IT'S EASTER TIME!

EASTER PICTONARY AND COLOURING



Ea_t_r b_n_y



E_s_er e_gs



cr_s_

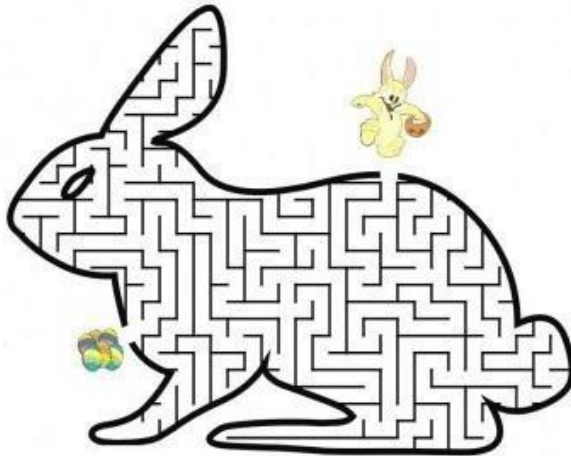


l_mb



e_g hu_t

1. Guide the Easter bunny through the maze to get to the eggs:



Hop, Hop, Hop

Hop, hop, hop,
Hop my bunny hop,
Hop along my little bunny
You look sweet and very funny
On this Easter day.
Look and see,
Where the eggs may be,
Here is one and here's another,
Here's a lovely one for mother.
Let us look and see,
Where the eggs may be.

2. Draw and colour Easter eggs in the basket. Then count the eggs and write their number in the box below:

There are _____ Easter eggs.



Whishing you an Eggs-cellent Easter!



FINAL EVALUATION

1. Arrange the following conversation:

15 points

- Good-bye, Mark!
- Hello, Mrs. Smith!
- I'm fine, thank you, Mark. And you?
- How are you, Mrs. Smith?
- Good-bye, Mrs. Smith!
- Hello, Mark!
- I'm fine, too.


2. How many ... ? Write the numbers in letters in the boxes: 10 points

EYES	FINGERS	MOUTHS	LEGS
			
<input type="text"/>	<input type="text"/>	<input type="text"/>	<input type="text"/>


10 points

3. Draw:

three red apples



five pencils



an orange dress




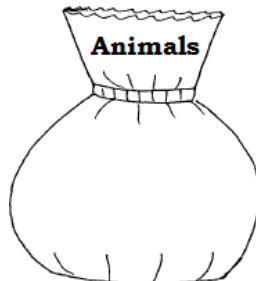
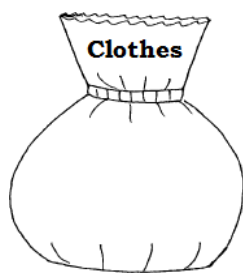
a cup of tea



4. Sort the items and write them onto the right bag:

18 points

bear, cheese, jacket, T-shirt, monkey, bread, jeans, soup, snake



5. Underline the right word:

12 points

1. I can ride/read a bike.
2. Boys like skirts/shirts.
3. Oranges are orange/yellow.
4. A doctor works in a hospital/restaurant.
5. Pigs are blue/pink.
6. Mary's hair is yellow/blonde.

6. Find words in the puzzle, then write them down:

15 points

K	H	O	R	S	E	A
I	O	Z	P	E	A	R
T	U	A	C	G	S	O
C	S	U	N	G	T	B
H	E	N	U	U	E	O
E	I	T	T	A	R	T
N	S	A	L	A	D	W
C	O	U	S	I	N	Y

7. Fill in with words describing your best friend:

10 points

My best friend is a (boy/girl).....(His/Her)
 name is (He/She) is.....(tall/short)
 and (thin/fat). (He/She) has got eyes
 and hair. (He/She) likes playing
 and (He/She) wants to be a/an
 and work in a/an

Your score is out of 100 points!

PLANIFICARE CALENDARISTICĂ

Tema	Vocabular	Conținuturi	Ore	Săpt.
This is me!	Birth name, family name, grade, school, age, best friends, favourite subject/ game/book	Introducing oneself Expressing likes	1	I
Back to School	Desk, schoolbag, book, notebook, pencil case, pen, pencil, ruler, eraser This is a/an... Please, stand up, sit down, hop, jump, dance, clap your hands, sleep, turn around, wash your hands, wash your face	School objects Imperatives – giving instructions Game: Simon Says	2	II III
The English Alphabet	A, B, C, D, E, F, G, H, I, J, K, L, M, N, O, P, Q, R, S, T, U, V, W, X, Y, Z The alphabet song and poems	Letters of the English alphabet Writing words alphabetically Song; poems	2	IV V
My Family	Parents, mother, father, grandparents, grandma, grandpa, brother, sister, uncle, aunt, cousin; boys/girls <i>He is/ She is</i> Tall, short, fat, thin, young, old	Family members Talking about family members Song: The Finger Family	1	VI
It' s Halloween Time!	Mask, pumpkin, ghost, witch, bat, ballerina, cowboy, monster, pirate	Halloween Party Happy Halloween!	1	VII
My Body	Head, hair, face, eye, ear, mouth, nose, shoulder, arm, hand, finger, leg, knee, feet, toe Eyes: blue, green, dark, brown Hair: blonde, brown, dark, red	Parts of the body Physical appearance Drawing and colouring; Colours Nursery Rhyme Song: Head, shoulders, knees and toes	2	VIII IX
My Favourite Fruit	Apple, pear, grapes, watermelon, orange, lemon, banana, nut, strawberry, pineapple, peach <i>I like... Do you like...? Yes, I</i>	Fruit Likes and dislikes Colours Memory game	1	X

	<i>do./ No, I don't.</i> Big/small			
My Favourite Vegetables	Pictionary: tomato, potato, pepper, corn, onion, garlic, lettuce, spinach, cauliflower, cucumber, aubergine, carrot, beans, peas, celery <i>He/she likes...</i> Round, long <i>Corn is... Tomatoes are...</i>	Vegetables Likes and dislikes Describing vegetables	2	XI XII
It's Christmas Time!	Santa Claus, bag, tree, star, presents, wish list, snowman, carols Merry Christmas!	Letter writing to Santa Christmas craft Drawing and colouring Poem: The snowman and the bunny	1	XIII
Yummy Food and Drinks	Soup, chicken, salad, pizza, hamburger, hotdog, water, milk, juice, tea, coffee, wine, cheese, biscuits, lemonade, croissant Healthy, unhealthy <i>Do you like...? Yes, I do. /No, I don't. He/she likes...</i>	Food and drinks Healthy and unhealthy eating habits Colouring Poem	2	XIV XV
1st Semester Revision	Toate cele de mai sus	Evaluare orală și scrisă Food and Drinks Board Game	2	XVI XVII
My Clothes	Shirt, dress, jeans, shoes, hat, shorts, tie, tracksuit, skirt, T-shirt The dress <i>is...</i> The jeans <i>are...</i> <i>I've got...</i>	Boys"/girls" clothing Have got Reading and answering questions	2	I II
My Numbers	One, two, three, four, five, six, seven, eight, nine, ten, <i>eleven, twelve, thirteen, fourteen, fifteen, sixteen, seventeen, eighteen, nineteen, twenty (optional)</i> Telephone numbers	Numbers 1-10 (upwards, backwards) <i>Numbers 11-20 (optional)</i> Crossword Dictating telephone numbers	2	III IV
My House	House, bedroom, bathroom, living room, kitchen, garden Bed, barbecue, TV, armchair, bookshelf, chair, wardrobe, sofa, fridge,	Rooms and parts of the house Furniture items Placing and drawing objects	2	V VI

	bathtub, desk, lamp, playground, table, carpet, cooker In, on, under	Nursery rhyme		
Revision	Game (Let's Bingo!, Food and Drinks Board Game)		1	VII
It's Easter Time!	Easter bunny, Easter eggs, lamb, cross, egg hunt	Easter Pictionary and colouring	1	VIII
Animals	Cow, pig, cat, hen, sheep, dog, horse, goose Monkey, elephant, bear, snake, tiger, lion, giraffe, crocodile <i>A dog can swim.</i> <i>Can you...? Yes, I can./No, I can't.</i>	Domestic animals Wild animals Riddles Poem	2	IX X
I Want to Be a ...	Teacher, doctor, cook, waiter, actor, painter, dancer, footballer, policeman, fireman, ballerina, driver, vet School, theatre, hospital, police station, restaurant <i>I want to be a... I want to work in a(n)...</i>	Jobs and occupations Crossword Reading; True/False questions	2	XI XII
Days of the Week	Sunday, Monday, Tuesday, Wednesday, Thursday, Friday, Saturday On + days of the week Tennis, golf, baseball, skateboarding, basketball, hockey, chess	Days of the week Sports Poem	1	XIII
Months of the Year	January, February, March, April, May, June, July, August, September, October, November, December Spring, summer, autumn, winter Snowy, windy, hot, cold, rainy, sunny <i>In May it's sunny.</i>	Months of the year Seasons of the year Weather words	2	XIV XV
Final Revision	Toate cele de mai sus	Evaluare orală și scrisă		XVI XVII XVIII

* Pentru Planificarea pe unități de învățare în format electronic mă puteți contacta la adresa de mail: nicoletadanila2000@yahoo.com .